

# Lessons for the Family

# Community of Christ

We proclaim Jesus Christ and promote communities  
of joy, hope, love, and peace!



Pastor: Carla K Long


Sunday School for Kids: Sundays @ 10 am

Coffee and Conversation for Adults: Sundays @ 10am

Worship: Sundays @ 11am



# Fun for the Family



Draw a picture of your family!

The following lessons offer a kid friendly, family-based introduction to Community of Christ. In these lessons, the Community of Christ Enduring Principles are introduced and explained. The Enduring Principles are the core values at the heart of who we are in Community of Christ. These lessons provide opportunity for collaborative exploration and thoughtful discussion. More resources like these are available on the Salt Lake City Community of Christ website (<https://cofchristslc.org/>). Additionally, if you visit the Community of Christ website (<https://www.cofchrist.org/>) and search for any of these Enduring Principles in the search bar, exploration activities for Adults, Youth<sub>3</sub> Children, Young Children, and All Ages Together are available.

# Grace and Generosity

## Supplies

- Blessings Scategory Recording Page (enough for each participant to have one)
- Gratitude Scavenger Hunt List

## Background Knowledge

In Community of Christ, we believe:

- God's grace, especially as revealed in Jesus Christ, is generous and unconditional.
- Having received God's generous grace, we respond generously and graciously receive the generosity of others.
- We offer all we are and have to God's purposes as revealed in Jesus Christ.
- We generously share our witness, resources, ministries, and sacraments according to our true capacity.

## Lesson

When we recognize God's expressions of grace and generosity in our lives, we are more able to share grace and be generous with others. The following activities offer opportunities for your kids to recognize the things in their life that express God's grace. They also work as an important catalyst for conversation around how we can practice grace and generosity.

### Activity 1: Blessing Scategories

In the game Scategories, players are given a topic and they have 1 minute (or more for younger players) to think of as many things as they can that relate to that topic, one thing for each letter of the alphabet. For example, if the topic was FOOD, you could write apples, bananas, creamed corn, donuts, and so on for each letter. After the minute is up players get a point for each thing they wrote that no one else had. For example, if two other people had written apple, you would not get any points for it. If no one had included donut, you would get one point for having written it. You would receive two points for creamed corn because it had two words that started with C. Give each participant a recording sheet. The topic for the first round is BLESSINGS (If your family wanted to have more rounds of play, other topics could be: WAYS TO BE GENEROUS, WAYS AND PLACES GOD'S LOVE APPEARS, and RESOURCES I HAVE TO SHARE). After a minute has passed, score the round (and subsequent rounds) to see who wins.

Questions for Reflection and Discussion:

- What is grace? What does it mean for God's grace to be UNCONDITIONAL?
- How can we use the blessings we listed during our game to bless others?

## Activity 2: Gratitude Scavenger Hunt

Break into teams based on the size of your family. Make sure each team has a Gratitude Scavenger Hunt List and a way to record what they find (paper to write, camera to take pictures, etc.). Establish a search area (i.e. Only in the house, in the house and the backyard, or in the neighborhood, etc.) and a time limit. After the time has elapsed, come back together and discuss what each team found. Add up the points to see who wins.

Questions for Reflection and Discussion:

- Which categories were easy to find? Which were difficult? Why?
- How did you feel after finding so many people, places, and things in your life to be grateful for?
- How can we use what we are grateful for to help others?
- Who in your life do you think God wants you to be generous with?

Scategories: Blessing Edition!

- A: \_\_\_\_\_
- B: \_\_\_\_\_
- C: \_\_\_\_\_
- D: \_\_\_\_\_
- E: \_\_\_\_\_
- F: \_\_\_\_\_
- G: \_\_\_\_\_
- H: \_\_\_\_\_
- I: \_\_\_\_\_
- J: \_\_\_\_\_
- K: \_\_\_\_\_
- L: \_\_\_\_\_
- M: \_\_\_\_\_
- N: \_\_\_\_\_
- O: \_\_\_\_\_
- P: \_\_\_\_\_
- Q: \_\_\_\_\_
- R: \_\_\_\_\_
- S: \_\_\_\_\_
- T: \_\_\_\_\_
- U: \_\_\_\_\_
- V: \_\_\_\_\_
- W: \_\_\_\_\_
- X: \_\_\_\_\_
- Y: \_\_\_\_\_
- Z: \_\_\_\_\_

Scategories: Blessing Edition!

- A: \_\_\_\_\_
- B: \_\_\_\_\_
- C: \_\_\_\_\_
- D: \_\_\_\_\_
- E: \_\_\_\_\_
- F: \_\_\_\_\_
- G: \_\_\_\_\_
- H: \_\_\_\_\_
- I: \_\_\_\_\_
- J: \_\_\_\_\_
- K: \_\_\_\_\_
- L: \_\_\_\_\_
- M: \_\_\_\_\_
- N: \_\_\_\_\_
- O: \_\_\_\_\_
- P: \_\_\_\_\_
- Q: \_\_\_\_\_
- R: \_\_\_\_\_
- S: \_\_\_\_\_
- T: \_\_\_\_\_
- U: \_\_\_\_\_
- V: \_\_\_\_\_
- W: \_\_\_\_\_
- X: \_\_\_\_\_
- Y: \_\_\_\_\_
- Z: \_\_\_\_\_

## Gratitude Scavenger Hunt

Work together to complete this scavenger hunt. You might need to find more than one thing for each question so that each team member's responses are represented.

- Find something you enjoy looking at (5 points)
- Find something that is useful for you (10 points)
- Find something that is your favorite color (5 points)
- Find something you know someone else will enjoy (15 points)
- Find something that makes you happy (10 points)
- Find something that tastes good (5 points)
- Find something that smells amazing (10 points)
- Discover something new (10 points)
- Find something that makes you feel safe (15 points)
- Find something that makes a beautiful sound (10 points)
- Find something that is unique (10 points)
- Find something that makes you laugh (5 points)
- Find something you enjoy at night (5 points)
- Find something you enjoy in the morning (5 points)
- Find a friend/pet you love spending time with (5 points)
- Find your favorite place to spend time alone (10 points)
- Find something that reminds you of the people you love (15 points)
- Find a place you love (10 points)

# Sacredness of Creation

## Supplies

- Empty Toilet Paper Roles or Pinecones
- String (if you decide to use pinecones)
- Peanut Butter
- Bird Seed
- Paper Plates
- Knife or Spatula

## Background Knowledge

In Community of Christ, we believe:

- In the beginning, God created and called it all good.
- Spirit and material, seen and unseen, are related.
- Creation's power to create or destroy reminds us of our vulnerability in this life.
- God is still creating to fulfill divine purpose.
- We join with God as stewards of care and hope for all creation.

## Lesson

As we recognize the sacredness of God's creation, we begin to understand the importance of taking care of all God has created. The following activity invites participants to care for some creatures in the natural world by creating bird feeders.

Begin by giving everyone a paper plate and an empty toilet paper role or pinecone. Using a knife or spatula, cover the role or pinecone with peanut butter and roll it in bird seed. After everyone has finished their bird feeder, find places in your yard to hang the feeders. If you use toilet paper rolls, they should slip onto tree branches easily. Pinecones will need to be tied on with string or laid on the ground. Enjoy watching birds (and maybe squirrels) come for a meal in the coming days.

**Note:** For an additional activity, consider trying the spiritual practice "Nature Walk" described in the Spiritual Practices for Families booklet.

Questions for Reflection and Discussion:

- What does it mean for something to be sacred? How should we treat sacred things?
- What are some things you enjoy in nature? How can you try to protect those things?
- What are some other ways we can take care of the Earth?



# Continuing Revelation

## Supplies

- Simple Pictures to Describe

## Background Knowledge

In Community of Christ, we believe:

- Scripture is an inspired and indispensable witness of human response to God's revelation of divine nature.
- God graciously reveals divine will today as in the past.
- The Holy Spirit inspires and provides witness to divine truth.
- In humility, individually and in community, we prayerfully listen to understand God's will for our lives, the church, and creation more completely.

## Lesson

Scripture is an important tool we can use to better understand God and God's vision for creation. However, we also understand that scripture is a human response to experiences with God. Just as God interacted with the many authors of scripture, God continues to interact with us today. Through this interaction, more divine truth is revealed. While these interactions offer us a glimpse, it is difficult for us to fully understand God's ultimate vision or picture for what God wants creation to be. We have to humbly and prayerfully listen to understand God's will. We do this individually and together in community. In the following activity, participants will take turns describing a picture and trying to draw a picture someone else is describing to better understand why it is hard for us to know God's complete will.

For the first version of this activity, begin with one person describing the simple picture and everyone else trying to draw it. The picture should not be shown to the drawers. The person describing the picture must instruct the drawers without revealing what the picture is (i.e. you can say "draw a circle, draw two more circles" but you cannot say, "draw a snowman"). The person with the picture cannot watch the others draw it and those drawing cannot ask questions. Once the description is finished, compare the drawings with the original. Switch roles and have a new person describe a new picture.

Questions for Reflection and Discussion (after version 1):




- What was most difficult about being the describer? What was most difficult about being a drawer?
- What do you notice about all of the drawn pictures? Are they more similar or different?

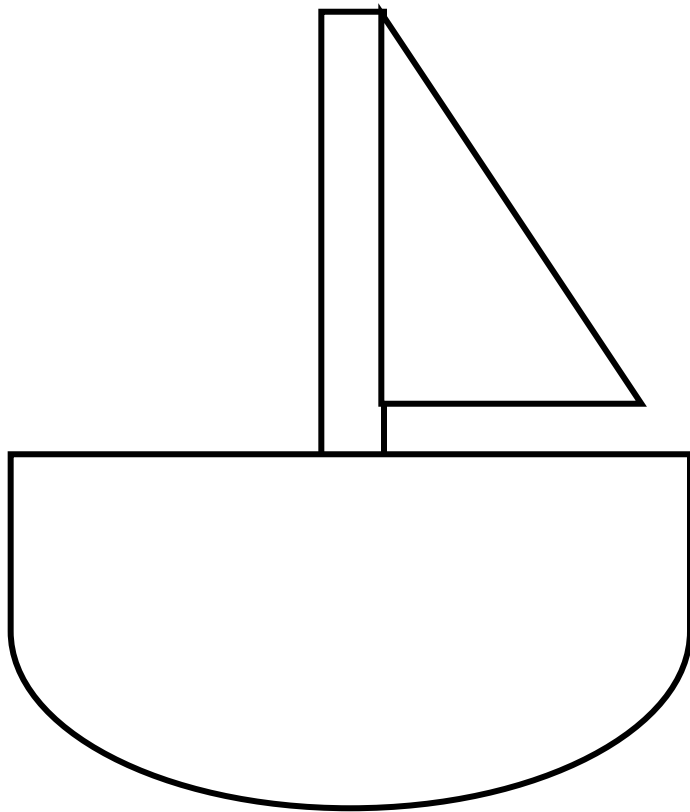
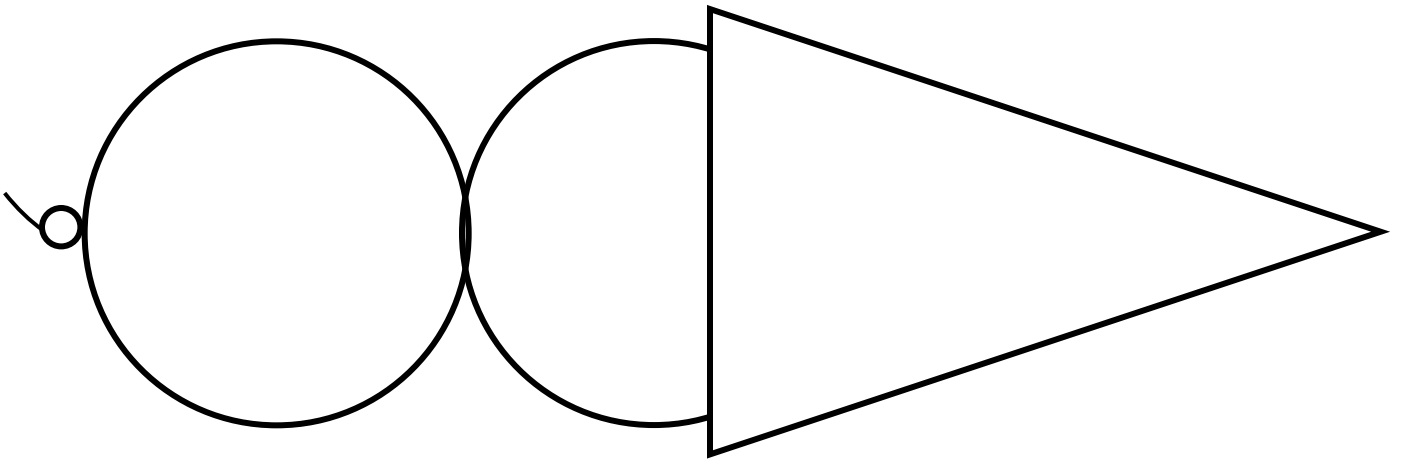
- Why do you think people drew different interpretations of the same picture being described? How is this similar to how people hear God?
- What would happen if a drawer thought that their picture was exactly like the one being described (even if they hadn't seen the picture being described)? How would this make other drawers feel? What is that drawer missing by thinking that their drawing is exact and perfect?

After multiple people have had the opportunity to describe and the version one questions have been discussed, try version two of this activity. In this version, the person with the picture can now watch as others draw and offer suggestions and feedback. Those drawing can now ask 'yes or no' questions. You can also allow the person describing to tell the drawers what the object will be before they begin.

Questions for Reflection and Discussion (after version 2):

- Was this way easier or more difficult? Why? What specifically made it easier?
- What are some things we can do to better communicate with God? How will doing those things help us better understand God's vision for or picture of creation?





# Worth of All Persons

## Supplies

- Balloon (not blown up)
- Small Bottle of Sprite
- Funnel
- Pop Rocks Candy

## Background Knowledge

In Community of Christ, we believe:

- God views all people as having inestimable and equal worth.
- God wants all people to experience wholeness of body, mind, spirit, and relationships.
- We seek to uphold and restore the worth of all people individually and in community, challenging unjust systems that diminish human worth.
- We join with Jesus Christ in bringing good news to the poor, sick, captive, and oppressed.

## Lesson

Scripture tells us that NOTHING can separate us from God's love. There is nothing we can do to make God love us more or less. God created ALL people with inestimable worth and nothing anyone does can diminish that worth. Unfortunately, in the world we live in, many people feel worthless. This is sometimes because of things they were taught or the way other people treat them. However, God wants us all to know that we are worthy of God's love NO MATTER WHAT! In this activity, a simple science experiment shows what it is like to know your worth. When we feel our worth, we want to let other people know they are worthy too!

If your family has seen the movie *Beauty and the Beast* talk about why the Beast transformed at the end of the movie (because Belle loved him).

Jesus was also able to help a lot of people transform. These people didn't look like Beasts but some of them had done some things that weren't very good or had experienced really hard or sad things in their lives and so their hearts needed help transforming. They didn't feel worthy of love but Jesus helped them know and feel their worth. For Jesus, loving God and people is the most important thing we can do.

Hold up the empty balloon and discuss how this represents a person. Why is the balloon deflated? When people feel unworthy or unloved they might feel like a deflated balloon.

If you have really young kids who maybe don't understand what this feels like, invite them to make their body limp like a deflated balloon.

Using the funnel, fill the balloon with one pack of pop rocks. These Pop Rocks represent Jesus and his love. They are the reminder that we all have inestimable and unconditional worth.

Place the opening of the balloon over the mouth of a bottle of soda. The balloon should hang down beside the bottle. Stretch the opening of the balloon over the mouth of the bottle but make sure the valuable candy content doesn't get dumped into the soda. You don't want to drop the candy before you're ready. Grab the balloon at its lowest point, lift it up, and dump the Pop Rocks into the soda. Draw the kids' attention to what's happening inside the bottle as the liquid reacts to the candies. The balloon will be inflating even if the change is very slight. Jesus fills our life with love and we feel full just like the balloon.

Let your kids feel what this could be like. Open a second pack of pop rocks and pour some into each kid's hands (you may need to warn the little kids and let them opt out). Tell the kids to put the pop rocks in their mouth and describe what it feels like.

Jesus can make our hearts feel like this and we can make other's hearts feel like that by loving them.

Questions for Reflection and Discussion:

- What are some things that happen that make us feel unworthy or unloved?
- What does God want us to know when we feel this way?
- What does it feel like to know that we are loved unconditionally?
- How can we help others feel loved and worthy?

# All Are Called

## Supplies

- Mr. Potato Head
- Mr. Potato Head Coloring Sheet

## Background Knowledge

In Community of Christ, we believe:

- God graciously gives people gifts and opportunities to do good and to share in God's purposes.
- Jesus Christ invites people to follow him by becoming disciples who share his life and ministry.
- Some disciples are called and ordained to particular priesthood responsibilities and ministries for the sake of the community, the congregation, and the world.
- We respond faithfully, with the help of the Holy Spirit, to our best understanding of God's call.

## Lesson

Every person has important gifts that God has given them and asks them to use to do good in the world. Sometimes we don't recognize our gifts, or the gifts others have. It is important for us to recognize both our own giftedness and the giftedness of other people. We must all work together and share our unique gifts. The following activity offers a visual representation of this and invites participants to think about their own gifts.

Before beginning the lesson, hide Mr. Potato Head pieces around your home. To begin, tell your family you'd like to introduce a friend to them. Pull out the Mr. Potato Heads body (without any pieces attached). When Mr. Potato Head rolls around and falls over, ask your family what is missing. As they begin to share parts of Mr. Potato Head that are missing invite them to look around for the missing pieces and bring them back to where you are meeting. Before putting each piece onto Mr. Potato Head's body, ask the person with the piece what it is used for and why it is important.

Mr. Potato Head is kind of like something called the body of Christ. The body of Christ is a metaphor for the community God wants us to be a part of. Just as bodies have different parts that do different things, the body of Christ needs all people to come and contribute their unique gifts. We can't say to someone else that they don't belong in the body and they can't say that to us. We are all needed. We are all called.


Use the Mr. Potato Head coloring sheet to brainstorm the unique gifts your family possess. Next to each of Mr. Potato Head's pieces, write a gift one of your family members contributes.

Questions for Reflection and Discussion:

- What are some specific gifts or talents you have?
- How can those be used to make the world a better place?



WE ARE ALL NEEDED.



WE ARE ALL CALLED.

# Responsible Choices

## Supplies

- Coffee Filters
- Markers
- Spray Bottle
- Clothes Pins or Pipe Cleaners
- Newspaper or Parchment Paper
- *The Boy Who Changed the World* (this book is at many libraries but a read aloud of the book can also be found on YouTube on Mrs. McDonald's Variety Channel, a summary is also provided below.)

## Background Knowledge

In Community of Christ, we believe:

- God gives humans the ability to make choices about whom or what they will serve. Some people experience conditions that diminish their ability to make choices.
- Human choices contribute to good or evil in our lives and in the world.
- Many aspects of creation need redemption because of irresponsible and sinful human choices.
- We are called to make responsible choices within the circumstances of our lives that contribute to the purposes of God.

## Lesson

God gives us our agency. This means we get to choose who we want to be and how we want to live. It is important that we do our best to make responsible choices that contribute to God's purposes. This activity explores a true story about how our choices can change the world.

As you read or listen to *The Boy Who Changed the World*, invite your kids to color coffee filters with non-permanent markers. It is a good idea to have newspaper or parchment paper under the coffee filters for the entirety of the project. Once you have finished reading the book, spray the coffee filters with water so that the colors can run and blend. Once the coffee filters dry, pinch them in the middle and secure with a clothes pin or pipe cleaner to create a butterfly. These can be hung somewhere as a reminder of the power of our choices.

Questions for Reflection and Discussion:

- Who ultimately changed the world? Did any one person do it on their own?
- What would have happened if one person in the story had decided not to

contribute? For example, what would have happened if George Washington Carver decided he didn't want to hang around a little kid? Or, what would have happened if Henry Wallace had decided that it wasn't important to help starving people in other countries?

- What does the butterfly effect mean for our decisions?
- What are some good decisions you made today that helped to make the world a better place? Remember, something as small as deciding to smile at a stranger can start a chain of events that improves the world.
- Discuss some situations that present tough choices and decide what responsible choices could be made in those situations. For example, when a sibling does something unkind, we could choose to mean or choose to find a peaceful solution. What does that look like?

### Book Summary

"I want to tell you a story about a boy who changed the world...", these words begin the book *The Boy Who Changed the World*. The boy this quote was referring to grew into a man named Norman Borlaugh. Norman was the scientist who helped create a genetically modified seed that could produce super plants that fed starving people. As a result, he saved nearly 2 billion lives. But the story doesn't end there. The author, Andy Andrews, takes us back through Norman's life so that we are able to see that without help and inspiration along the way, Norman never would have produced the seeds that saved so many lives. We read about Vice President Henry Wallace who had the idea for the seeds in the first place, and George Washington Carver who spent time with Henry Wallace in his childhood and planted the idea for the seeds in his young head. We discover that George Washington Carver never would have gone to school or met Henry Wallace if Susan and Moses Carver hadn't adopted him when his slave parents were taken away. Without each of those individuals contributing in their own unique way, Norman Borlaugh would have never been able to create the seeds that saved lives. Andy Andrews calls this the butterfly effect and describes it by saying,

"When a butterfly flaps its wings, it moves tiny pieces of air...that move other tiny pieces of air...that move other tiny pieces of air. In fact, on the other side of the world, they might be feeling a big whoosh of wind— all because a butterfly flapped its wings here just a few minutes ago! That means everything you do matters: what you did yesterday, what you do today, and what you do tomorrow. God made your life so important that every move you make, every action you take, matters... and not only for you or the people around you. Everything you do matters for everyone and for all time."

The scriptures tell us that "...Zion's conditions are no further away nor any closer than the spiritual condition of [God's] people..." That means that the choices we make can bring about the kingdom if we make them intentionally to do so.

# Pursuit of Peace (Shalom)

## Supplies

- Small Squares of Paper (approximately 4in x 4in)
- Directions for Origami Dove
- Notebook Paper
- Pen or Pencil

## Background Knowledge

In Community of Christ, we believe:

- God wants shalom (justice, reconciliation, well-being, wholeness, and peace) for all of creation.
- Jesus Christ, the embodiment of God's shalom (peace), reveals the meaning of God's peace in all aspects of life.
- The vision of Zion is to promote God's reign on earth, as proclaimed by Jesus Christ, through the leavening influence of just and peaceful communities.
- We courageously and generously share the peace of Jesus Christ with others.
- Led by the Holy Spirit, we work with God and others to restore peace (shalom) to creation.
- We celebrate God's peace wherever it appears or is being pursued by people of good will.

## Lesson

As a faith community we work together to bring about Zion, or God's peaceful reign. This means that we pursue and celebrate peace on and for the Earth. The peace we hope to see is a deep peace called shalom which includes justice, reconciliation, and wholeness. The following activities invite kids to pursue peace. Both activities are reflective of things done at Community of Christ Headquarters at the Temple in Independence, Missouri. The Temple is open to the public and is a symbol of and center for peace and reconciliation. Origami peace cranes and doves are available for all temple visitors to take and a prayer for peace is offered daily in the temple sanctuary.

### Activity 1: Origami Peace Doves

Sadako Sasaki was two-years-old when the world's first atomic bomb dropped on Hiroshima, about two miles away from her home. Although many of her neighbors were killed instantaneously, Sadako survived the explosion, seemingly unscathed. However, below the surface and over the course of the next ten years, Sadako developed leukemia. Many other children who were exposed to radiation from the atomic bombs

developed leukemia as well. In Japan, leukemia was known as “the A–bomb disease.” While hospitalized, Sadako began to make origami cranes. Ancient Japanese legend holds that anyone who folds one thousand paper cranes, senbazuru, will be granted a wish. Inspired by the Senbazuru legend, Sadako set out to fold one thousand cranes. She wrote, “I will write peace on your wings, and you will fly all over the world.” Sadako continued faithfully and persistently to create these symbolic birds until the disease claimed her life at age 12 on October 25, 1955.

Sadako’s story, however, remains very much alive. After her death, Sadako’s schoolmates began to fold paper cranes so as to continue her legacy, and Japanese school children raised funds to build the Children’s Peace Monument in Hiroshima Peace Memorial Park; on top of a three–legged pedestal stands the bronze figure of Sadako. With outstretched arms, Sadako holds a majestic, golden crane. At the base of the monument, on a black marble slab, a wish is inscribed, “This is our cry. This our prayer. Building peace in the world.” The monument not only commemorates Sadako and the thousands of other children who were victims of the Hiroshima atomic bombing, but symbolizes the hope for a brighter future. To this day, children from around the world send hand–folded paper cranes to be placed beneath Sadako and her golden crane. The crane is now internationally–recognized as a symbol of peace.

To make origami peace cranes, follow the steps in the picture on page 38. Before you begin folding, write your hopes for and visions of peace on the paper. These cranes can either be kept as reminders of peace or can be given to others as invitations to more peaceful living.

Questions for Reflection and Discussion:

- What did you write on your peace doves wings? What are your hopes for and visions of peace?
- Who do we need to share peace with?
- How can we be more peaceful as individuals? As a family?

## Activity 2: Prayer for Peace

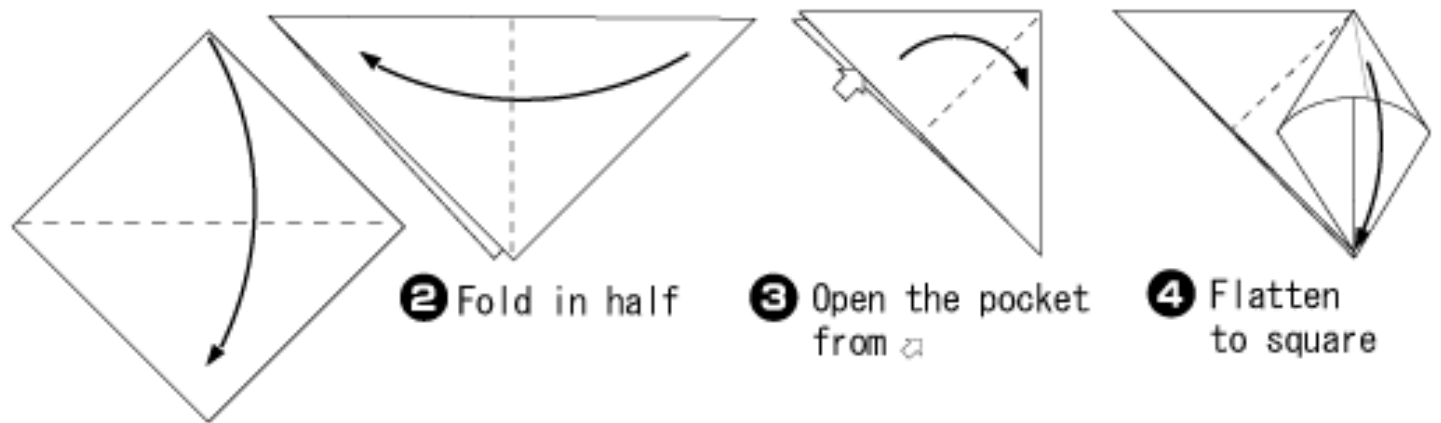
Each day in the Community of Christ Temple, a prayer for peace is offered. A different country is the focus of the prayer each day. This intentional practice illustrates our commitment to peace for all of creation. More information about the prayer for peace can be found at <https://www.cofchrist.org/daily-prayer-for-peace>.

Discuss with your family what a world at peace would look like. What would not happen anymore? What would be the same? What would you be most excited for in a peaceful world? If we were praying for a peaceful world, what would we need to include in the prayer?

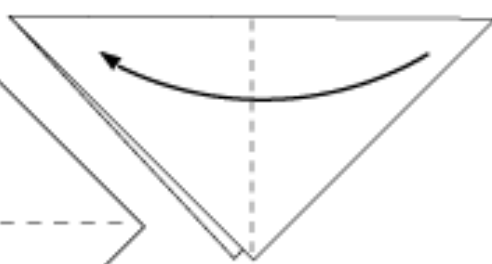
Community of Christ asks for people to write and submit their prayers for peace. Some of the submissions are used in the daily prayer for peace. Either together as a family or individually, write a prayer for peace to submit at <https://www.cofchrist.org/submit-prayer-for-peace>.

Questions for Reflection and Discussion:

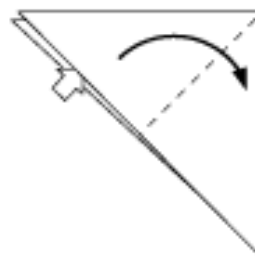
- Why is it important to pray for peace?
- What does peace look like in our home? In our community? In the world? For all of creation?
- As a family, can we commit to pray for peace daily? If so, what will that time look like?



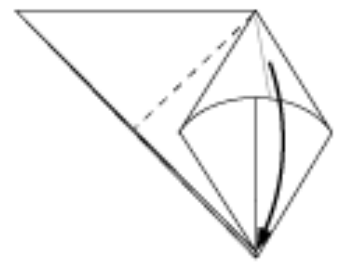
**1** Fold in half



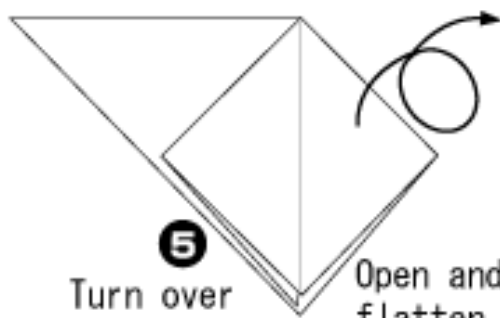
**2** Fold in half



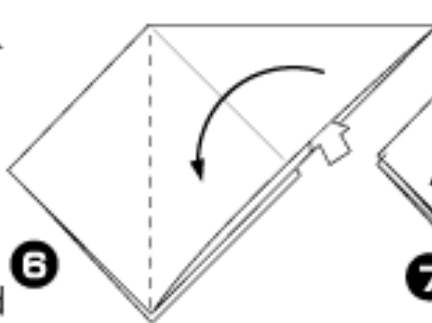
**3** Open the pocket from  $\square$



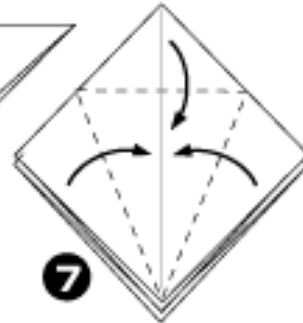
**4** Flatten to square



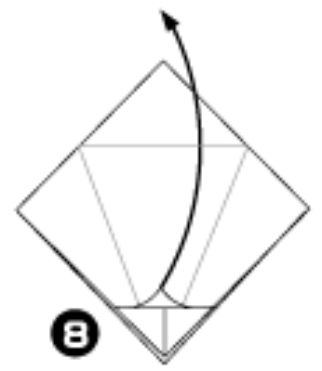
**5** Turn over



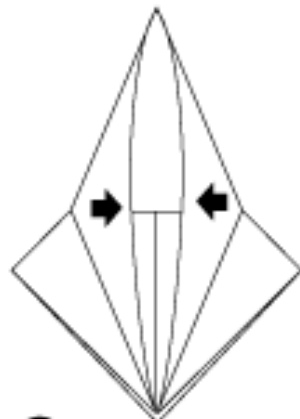
**6** Open and flatten the pocket like Fig. 3 & 4



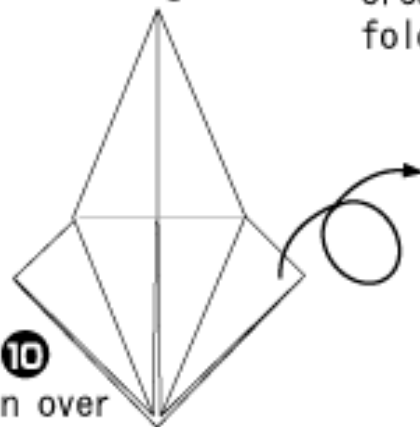
**7** Fold to make creases and fold back



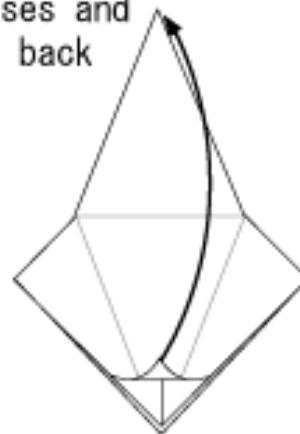
**8** Pick a tip to make a space



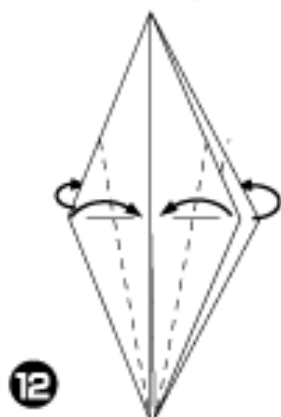
**9** Flatten the pockets



**10** Turn over



**11** Fold, open and flatten the pocket like Fig. 7, 8 & 9



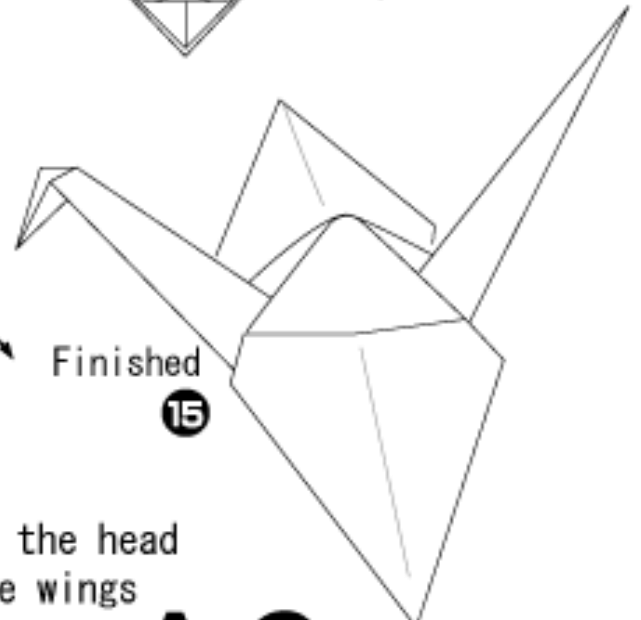
**12** Fold to meet the center line



**13** Pocket fold in the dotted line



**14** Pocket fold the head and open the wings



Finished

**15**

# Unity in Diversity

## Supplies

- Yarn in a Variety of Colors (the more the better)
- Paper Plates
- Scissors

## Background Knowledge

In Community of Christ, we believe:

- Community of Christ is a diverse, international family of disciples, seekers, and congregations.
- Local and worldwide ministries are interdependent and important to the church's mission.
- The church embraces diversity and unity through the power of the Holy Spirit.
- We seek agreement or common consent in important matters. If we cannot achieve agreement, we commit to ongoing dialogue and lovingly uphold our common faith in Jesus Christ and the mission of the church.
- We confess that our lack of agreement on certain matters is hurtful to some of God's beloved children and creation.

## Lesson

Differences are inevitable. Rather than viewing differences as a weakness, we recognize that God created each person uniquely. We celebrate our differences as strengths and honor the unique individuals and cultures that make up our community. The following activity allows kids to create art that celebrates diversity.

Using a paper plate and a variety of colors of yarn, create a beautiful weaving.

Instructions are included below but more detailed instructions and pictures are available at <https://www.redtedart.com/paper-plate-weaving/>. For younger kids, it might be a good idea to prep the plates before hand.

1. Start by making an UNEVEN number of "petals" by cutting around the outside of the plate (11 is a good number). It is helpful to mark the points of the petals before cutting. The goal is for each petal to be the same size and shape, however, it is not the end of the world if they don't come out perfectly.
2. Take your yarn and place it between two petals. String it across to the opposite corresponding slot. Pull the yarn around the back of that petal and back around to the front. Then string it across to the opposite corresponding slot. Repeat this until the yarn has been pulled in between each petal. For the final piece, make a hole in the center of the plate and push the yarn through. Tie the pushed through



yarn to the beginning piece of yarn.

3. Now, it is time to weave! Start with a new piece of yarn in the center of the plate, tying it in the center to begin. Weave in an over-under pattern around your plate. Be sure to switch colors by tying pieces of yarn together. Your kids might not finish this in one sitting and that's ok! The finished project can be hung up for display or used as a tabletop piece of art.

#### Questions for Reflection and Discussion:

- What would our weavings look like if we only had one color?
- What would the world look like if all people were exactly the same?
- What are some unique things about you that you want to celebrate? What are some unique things about someone else you want to celebrate?
- When someone has a different opinion or approach, how can we continue to work or play together peacefully? What are some specific steps we can take to make this happen?

## Blessings of Community

### Supplies

- Cookie Ingredients (any recipe will do, below are the ingredients for the recipe provided in the lesson)
  - ½ cup butter or other shortening
  - ½ cup granulated sugar
  - ¼ cup brown sugar (firmly packed)
  - 1 egg (well beaten)
  - 1 package semi-sweet chocolate chips
  - 1 cup sifted flour
  - ½ teaspoon salt
  - ½ teaspoon baking soda
  - 1 teaspoon vanilla
- Baking Supplies

### Background Knowledge

In Community of Christ, we believe:

- The gospel of Jesus Christ is expressed best in community life where people become vulnerable to God's grace and each other.
- True community includes compassion for and solidarity with the poor, marginalized, and oppressed.
- True community upholds the worth of persons while providing a healthy alternative to self-centeredness, isolation, and conformity.
- Sacred community provides nurture and growth opportunities for all people, especially those who cannot fully care for themselves.
- We value our connections and share a strong sense of trust in and belonging with one another—even if we never have met.
- Some disciples are called and ordained to particular priesthood responsibilities and ministries for the sake of the community, the congregation, and the world.
- We are called to create communities of Christ's peace in our families and congregations and across villages, tribes, nations, and throughout creation.

### Lesson

Living in community is challenging and important. In community we make each other's lives richer. In the following activity, kids will explore how cookies are like communities and how all the "ingredients" are important to helping the community succeed.

Invite your kids to help you bake cookies. As you do, discuss what each ingredient does to help the cookie taste right. Each of the ingredients adds some flavor but they also have specific jobs.

**Butter or Shortening:** Helps make the cookies fluffy and tender

**Sugar:** Helps the cookies become crispy by regulating the cooking time

**Brown Sugar:** Makes your cookies moist and chewy

**Egg:** Provide moisture for the cookies and provide their structure

**Chocolate Chips:** Adds another texture to the dough

**Flour:** Helps the cookie hold its shape

**Salt:** Enhances the other flavors in a cookie by providing a secondary flavor

**Baking Soda:** Releases carbon dioxide to help the cookies become fluffy and soft

**Vanilla:** Provides aromatic enjoyment while the cookies bake

Explain that cookies are like communities. Many ingredients are needed to make delicious cookies just like many people are needed to make strong healthy communities. Just like we can't leave certain ingredients out, we can't leave people out of our communities either. Life is more delicious in community.

Questions for Reflection and Discussion:

- What would have happened to our cookies if we forgot some of the ingredients? What happens in our communities when we don't include everyone and accept the gifts they have to offer?
- What would have happened if we hadn't put our dough in the oven? What happens in our communities when we aren't open to God's influence? What happens when we aren't willing to change and grow?
- What communities are you a part of? What blessings do you receive by being in those communities?
- Who in our lives needs a community and doesn't have one? How can we invite them into community?
- How can we show other people what it looks like to be a community that practices joy, hope, love, and peace in the world?

## Chocolate Chip Cookie Recipe

Preheat oven to 375°.

Cream shortening, add sugars gradually and cream together until light and fluffy. Add egg and mix thoroughly.

In another bowl, sift flour once, measure, add salt and soda and sift again. Add the flour mixture to the first mixture in two parts and mix well. Add vanilla and chocolate chips and mix thoroughly.

Drop dough from teaspoon on ungreased baking sheet about 2 inches apart. Bake for 10–12 minutes.